

# "PRELIMINARY"

## 2.45 GHz Band Pass Filter

P/N 2450BP39E100A

Detail Specification: 03/01/05

Page 1 of 2

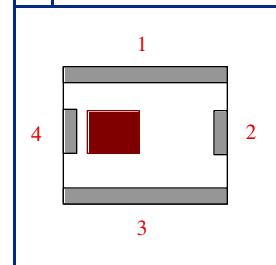
### General Specifications

Part Number	2450BP39E100A	
Frequency (MHz)	2400 - 2500	
Insertion Loss	2.6 dB max.	
Return Loss	8.9 dB min.	
Attenuation (min.)	880 ~ 915 MHz	42
Attenuation (min.)	1710 ~ 1990MHz	20
Attenuation (min.)	2110 ~ 2170MHz	8
Attenuation (min.)	2700MHz	20
Attenuation (min.)	4800 ~ 5000MHz	27
Attenuation (min.)	7200 ~ 7500MHz	15

Input Power	500 mW max.
Impedance	50 Ω
Operating Temperature	-40 to +85°C
Storage Temperature	-40 to +85°C
Reel Quantity	3,000

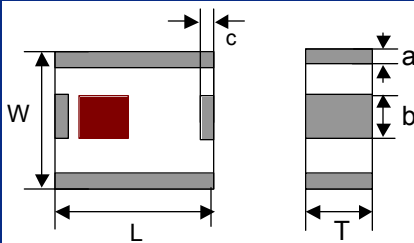
### Terminal Configuration

No.	Function
1	GND
2	OUT
3	GND
4	IN



### Mechanical Dimensions

	In	mm
L	0.098 ± 0.008	2.50 ± 0.20
W	0.079 ± 0.008	2.00 ± 0.20
T	0.043 ± 0.004	1.10 ± 0.10
a	0.012 ± 0.008	0.30 ± 0.20
b	0.024 ± 0.008	0.60 ± 0.20
c	0.012 ± 0.008	0.30 ± 0.20

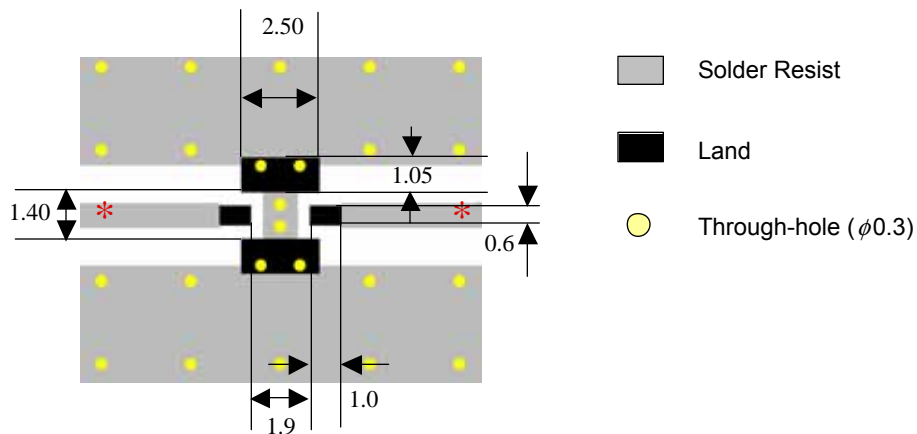


### Mounting Considerations

Mount these devices with brown mark facing up.

\* Line width should be designed to provide 50Ω impedance matching characteristics.

Units: mm



Johanson Technology, Inc. reserves the right to make design changes without notice.

All sales are subject to Johanson Technology, Inc. terms and conditions.

# "PRELIMINARY"

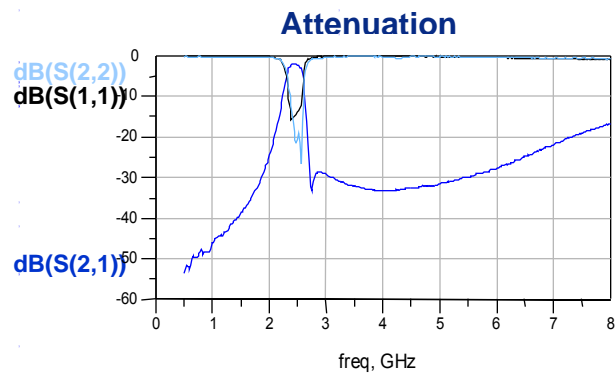
**2.45 GHz Band Pass Filter**

**P/N 2450BP39E100A**

Detail Specification: 03/01/05

Page 2 of 2

## Typical Electrical Performance (T=25°C)



Johanson Technology, Inc. reserves the right to make design changes without notice.  
All sales are subject to Johanson Technology, Inc. terms and conditions.

**JOHANSON**  
TECHNOLOGY



[www.johansontechnology.com](http://www.johansontechnology.com)  
Sunnyvale, CA 93012 • TEL 805.389.1166 FAX 805.389.1821  
2003 Johanson Technology, Inc. All Rights Reserved